



ComprehensivePLUS Hormone Profile

Doctor ID 6206		Patient Name Doe, Jane		
Age 44	Sex F	Date of Birth	Accession # 5001	Test Code 4080
Date Collected	Date Received 11/1/2009	Date Reported 11/9/2009	Tech dh	
Comments				

Doctor Name and Address:

Sample Report

Fax:

Phone:

	Amount Excreted in 24hrs	Adult Reference Range
CREATININE	0.8 gm/24hr	0.5-2.0 gm/24hr
TOTAL VOLUME	1500 mL	

STEROID	Amount Excreted in µg/24hr	Phase	Day	Female µg/24hr
ESTRONE	11.9	Luteal	17-26	3.3 - 44.6 *
		Follicular	27-11	2.0 - 39
		Mid-Cycle	12-16	11.0 - 46
		Post Menopausal		1.0 - 7.0
ESTRADIOL	5.5	Luteal	17-26	1.4 - 12.2 *
		Follicular	27-11	1.0 - 23
		Mid-Cycle	12-16	4.0 - 45
		Post Menopausal		0 - 4
ESTRIOL	6.5	Luteal	17-26	6.1 - 32.4 *
		Follicular	27-11	3.0 - 48
		Mid-Cycle	12-16	20 - 130
		Post Menopausal		0 - 30
Total Estrogens	23.9	Luteal	17-26	10.8 - 89.2 *
		Follicular	27-11	7.0 - 110
		Mid-Cycle	12-16	38 - 221
		Post Menopausal		0 - 41
Estrogen Quotient	0.4	Estriol / (estrone + estradiol)		>1.0
2-OH ESTRONE	9.8	Luteal	17-26	3.8 - 38.1 *
		Post Menopausal		0.2 - 5.4 *
16α-OH ESTRONE	2.8	Luteal	17-26	2.1 - 7.9 *
		Post Menopausal		0.15 - 3.5 *
2 / 16α Ratio	3.5	Luteal	17-26	1.8 - 5.5 *
		Post Menopausal		0.6 - 5.0 *
4-OH ESTRONE	1.8	Luteal	17-26	0.8 - 5.9
		Post Menopausal		0.05 - 1.1
2-METHOXYESTRONE	7.9	Luteal	17-26	2.2 - 14.4 *
		Post Menopausal		0.3 - 4.1
2-METHOXYESTRADIOL	0.9	Luteal	17-26	0.1 - 2.2 *
		Post Menopausal		0.03 - 0.54

ComprehensivePLUS Hormone Profile

Patient Name: Doe, Jane
 Accession #: 5001 Test ID 128890 Test Code: 4080

Adult Reference Range
 Female
 µg/24hr

STEROID	Amount Excreted in µg/24hr		Adult Reference Range Female µg/24hr
PREGNANEDIOL (progesterone metabolite)	912	Luteal Follicular Post Menopausal	1450 - 6140 * 0 - 2500 200 - 1000
DHEA	1458		100 - 2000
TESTOSTERONE	12.8		5.0 - 35.0
5α-ANDROSTANEDIOL	30.0		3.0 - 35.0
5β-ANDROSTANEDIOL	68.6		13.0 - 180.0
ANDROSTERONE	4075	HIGH	500 - 3200
ETIOCHOLANOLONE	2828		500 - 5000
PREGNANETRIOL	188		100 -1500
CORTISONE (E)	28	LOW	31-209
CORTISOL (F)	14	LOW	30-170
TETRAHYDROCORTISONE (THE)	825	LOW	1700-4200
ALLO-TETRAHYDROCORTISOL (5α-THF)	488		400-2100
TETRAHYDROCORTISOL (THF)	450	LOW	900-2600
11β-HYDROXYANDROSTERONE	150	LOW	398-1471
11β-HYDROXYETIOCHOLANOLONE	19	LOW	153-827
ALDOSTERONE	3.0		Normal Diet: 6.0-25.0 Low Salt: 17.0-44.0 High Salt: 0.0-6.0
ALLO-TETRAHYDROCORTICOSTERONE (5α-THB)	120	LOW	130-600
TETRAHYDROCORTICOSTERONE (THB)	28	LOW	30-240
11-DEHYDROTETRAHYDROCORTICOSTERONE (THA)	34	LOW	62-293

* Reference range revised based on recent reference range study (September 28, 2006)



ComprehensivePlus Hormone Profile

Doctor ID 6206		Patient Name Doe, Jane			
Age 44	Sex F	Date of Birth	Accession # 5001	Test Code 4080	
Date Collected	Date Received 11/1/2009	Date Reported 11/9/2009	Tech dh		
Comments					

Doctor Name and Address:

Sample Report

Fax:

Phone:

Urinary Thyroid	Amount Excreted in ng/24hr		Adult Reference Range ng/24hr
Free T3	300	Low	470 - 1750
Free T4	563		430 - 3200

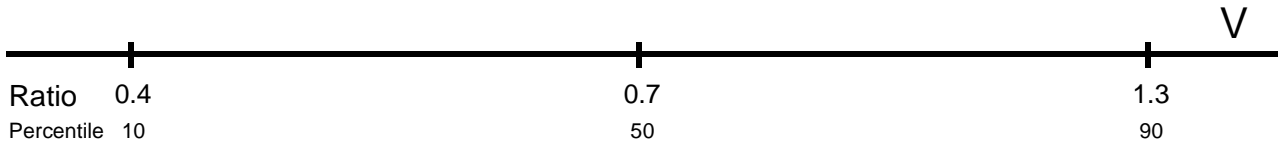
Urinary Mineral	Amount Excreted in mmol/24h		Adult Reference Range mmol/24hr
Sodium	180		40 - 220
Potassium	72		25 - 150
Sodium/Potassium Rati	2.5		1.2 - 4.8

Patient Name: Doe, Jane
Accession #: 5001 Test ID 128890 Test Code: 4080

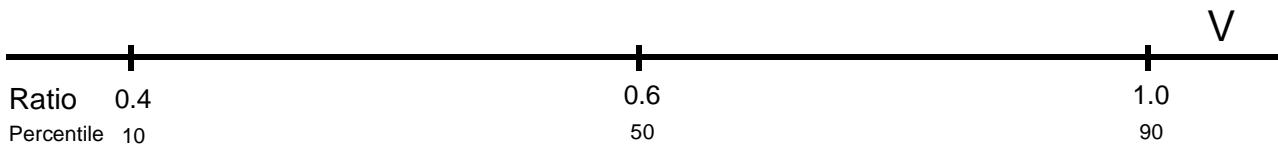
ENZYME ACTIVITY PHENOTYPE ASSESSMENT

5- α -REDUCTASE

Androsterone/Etiocholanolone Ratio: 1.44



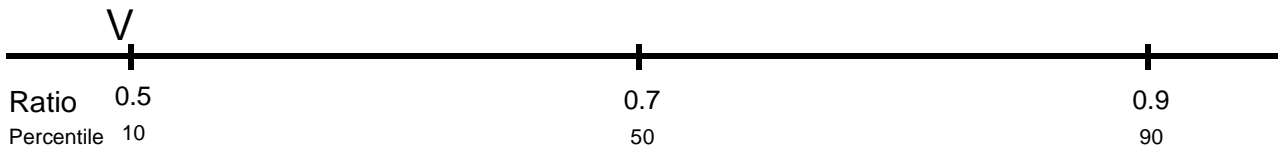
Allo-tetrahydrocortisol/tetrahydrocortisol Ratio: 1.08



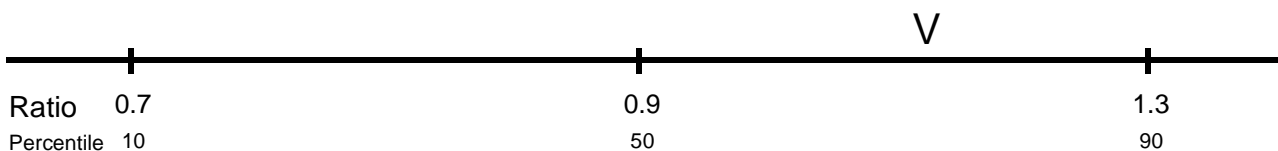
Elevated 5- α -reductase activity is associated with polycystic ovary syndrome and hirsutism in women, benign prostate hypertrophy and premature baldness in men, and obesity and insulin resistance in both genders. Low 5- α -reductase activity may result in reduced conversion of testosterone to DHT and undervirilization in males.

11- β -hydroxysteroid dehydrogenase I & II

Cortisol/Cortisone Ratio: 0.48



Tetrahydrocortisol+allo-tetrahydrocortisol/Tetrahydrocortisone Ratio: 1.14



Low ratios are associated with obesity and insulin resistance

Elevated ratios are associated with low-renin hypertension, high dose licorice, and cortisol administration.